

# The Colors of Saturn in 2023

By Christophe Pellier <https://www.planetary-astronomy-and-imaging.com/en/>

April 14, 2024


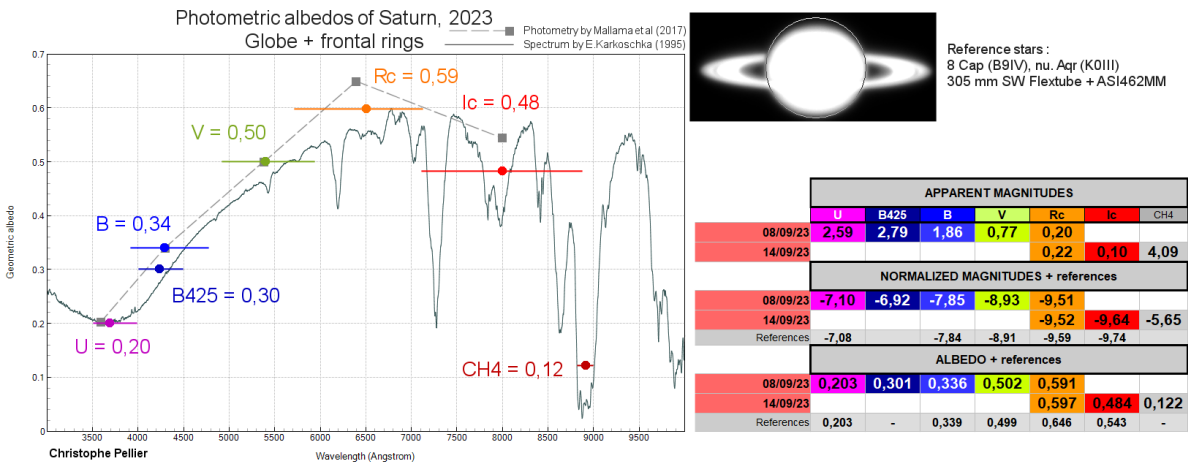
## Photometry and images

In comparison with Jupiter, the difficulty of Saturn comes from the rings that almost always partially mask the globe. I have dedicated much time to read some scientific literature in the hope of finding equations to deal with this problem, but I didn't find how to do this. However, since I am working on disk resolved images, it is then possible to isolate the globe from the adjacent rings, letting only the part that passes in front of the disk. This is not a problem for the photometric calibration, in that case the frontal rings are just considered as a particular "banding domain". However, it makes comparison with historical references less accurate.

The values found are none the less right on track of the expected values from U to V. They are lower in R and IR, but this likely due to the fact that Saturn is approaching equinox, and the globe is getting less red, and less bright, during the process - values in R and IR are getting closer to the Karkoschka's spectrum that has been made in 1995 right when Saturn was at equinox. The albedo of 12% in CH4 is obviously affected by the bright rings.

I am adding comparisons of images from 2022 but I did not make a photometric calibration back then.

As for Mars, the calibration of the B425 filter is obtained through homemade magnitudes calculated from spectroscopy and looks also correct.




Photometrics (psf-processed)  
images of Saturn


2023: Sept. 8th (Ic) - Aug. 12th (CH4)  
2022: July 24th (Ic) - Aug. 3rd (CH4)

2022-2023  
Ls 148 - 161  
De +13,2 / +9,5

Cousins Ic  
800/200 nm



CH4  
890/20 nm



Christophe Pellier + SAN/AstroQueyras

Flextube 305 + 620 mm Cassegrain  
ASI290MM/462MC/462MM

Photometrics (psf-processed) RcVB images of Saturn

2022



2022/07/24

Christophe Pellier

2023



2023/09/08

305 mm SW Flextube  
ASI290MM (2022) ASI462MM (2023)

April 28, 2024

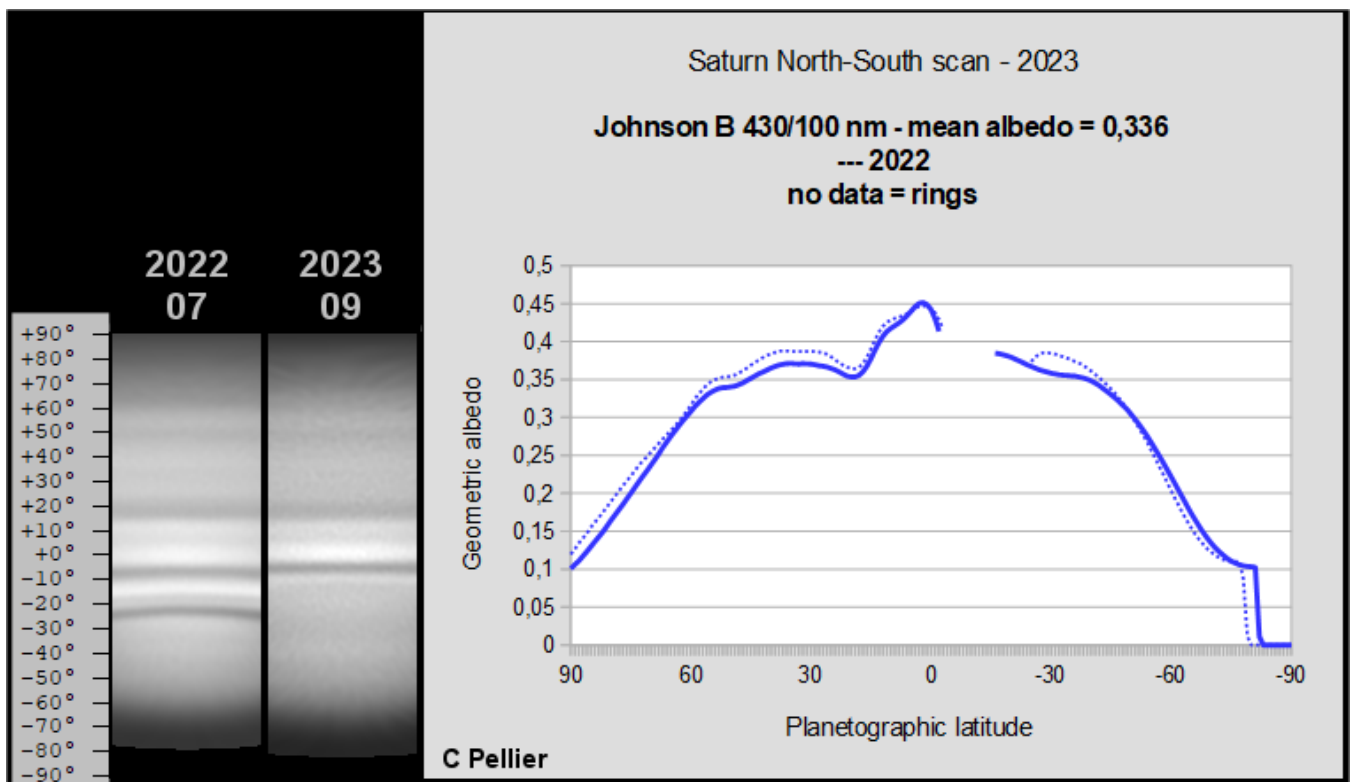
### North-Souths Scans

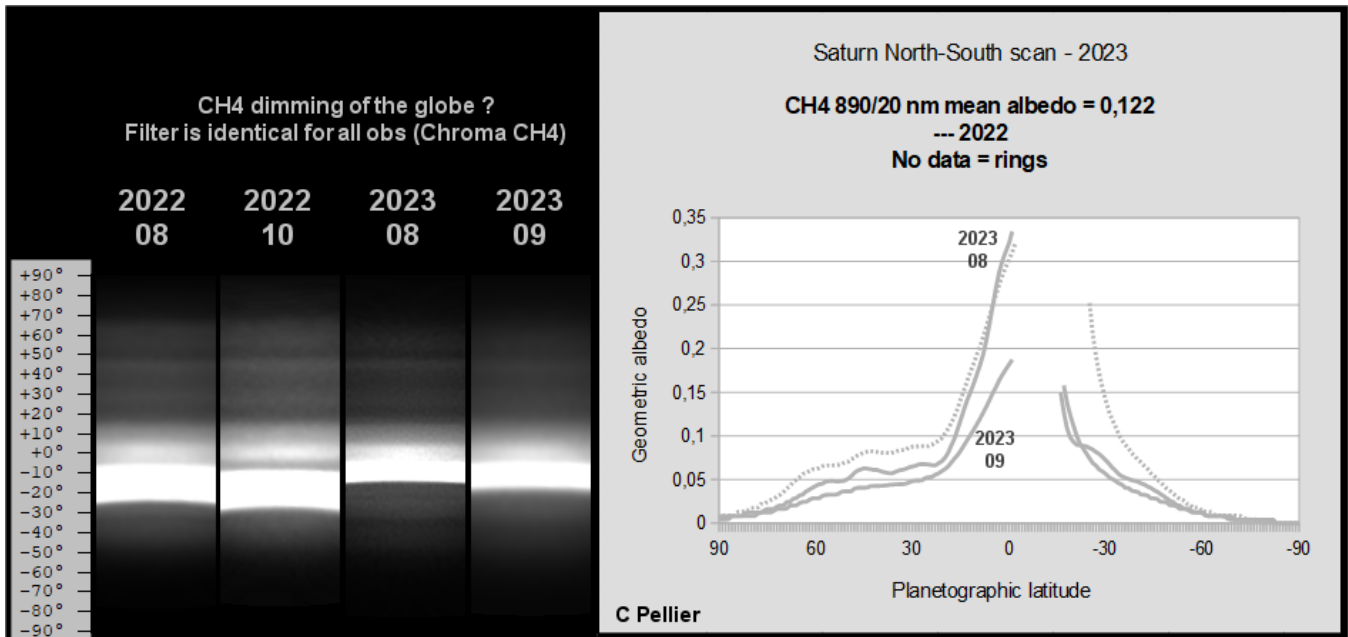
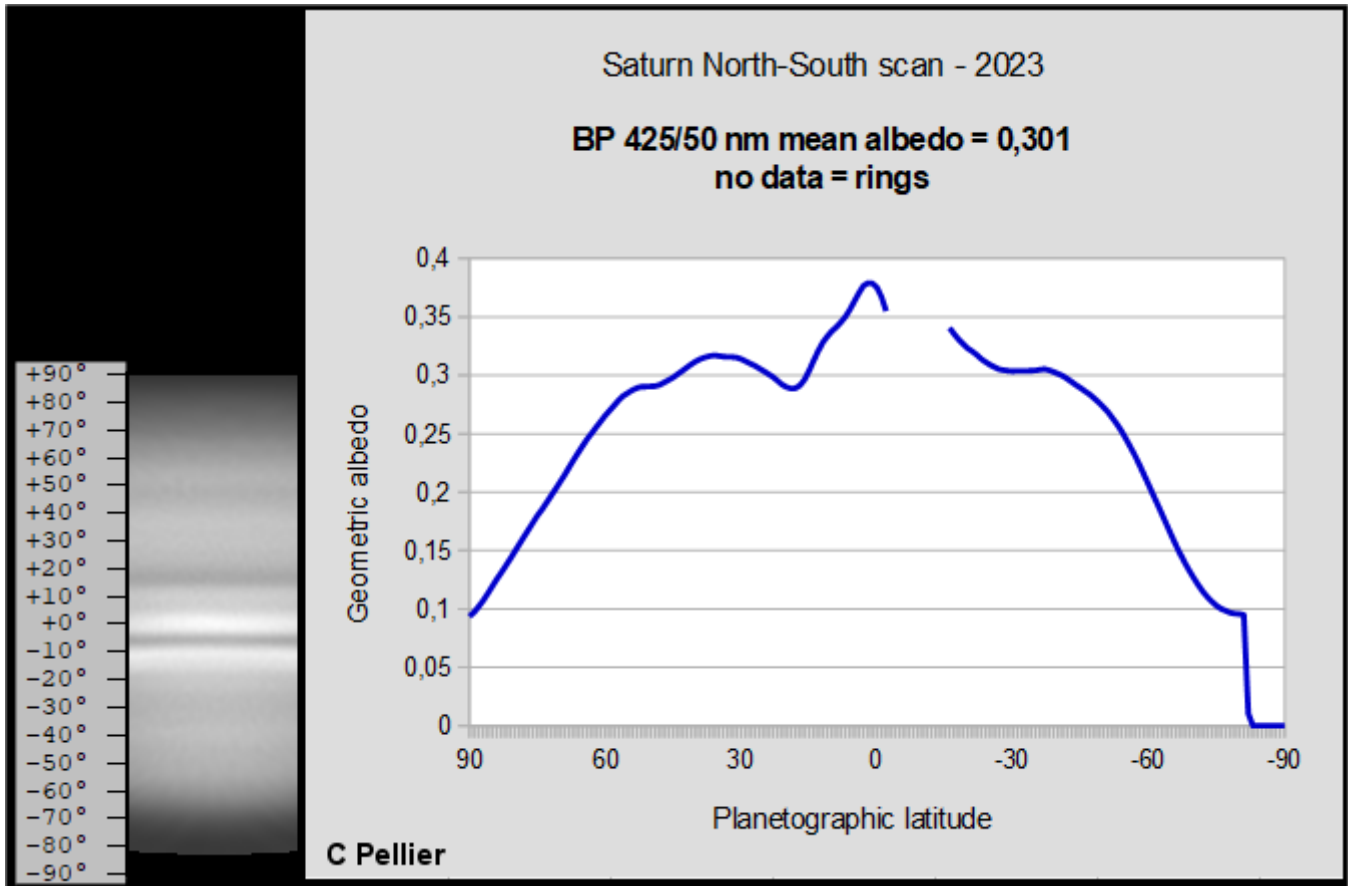
Polar scans are scaled by calculating the albedo of the southern part of the equatorial zone (same method as for Jupiter). I have calculated the scans for 2022 as well, and scaled them with the same value of albedo for the EZs, since I think it may not have changed in just one year; the method has its limits but I did not perform photometry in 2022.

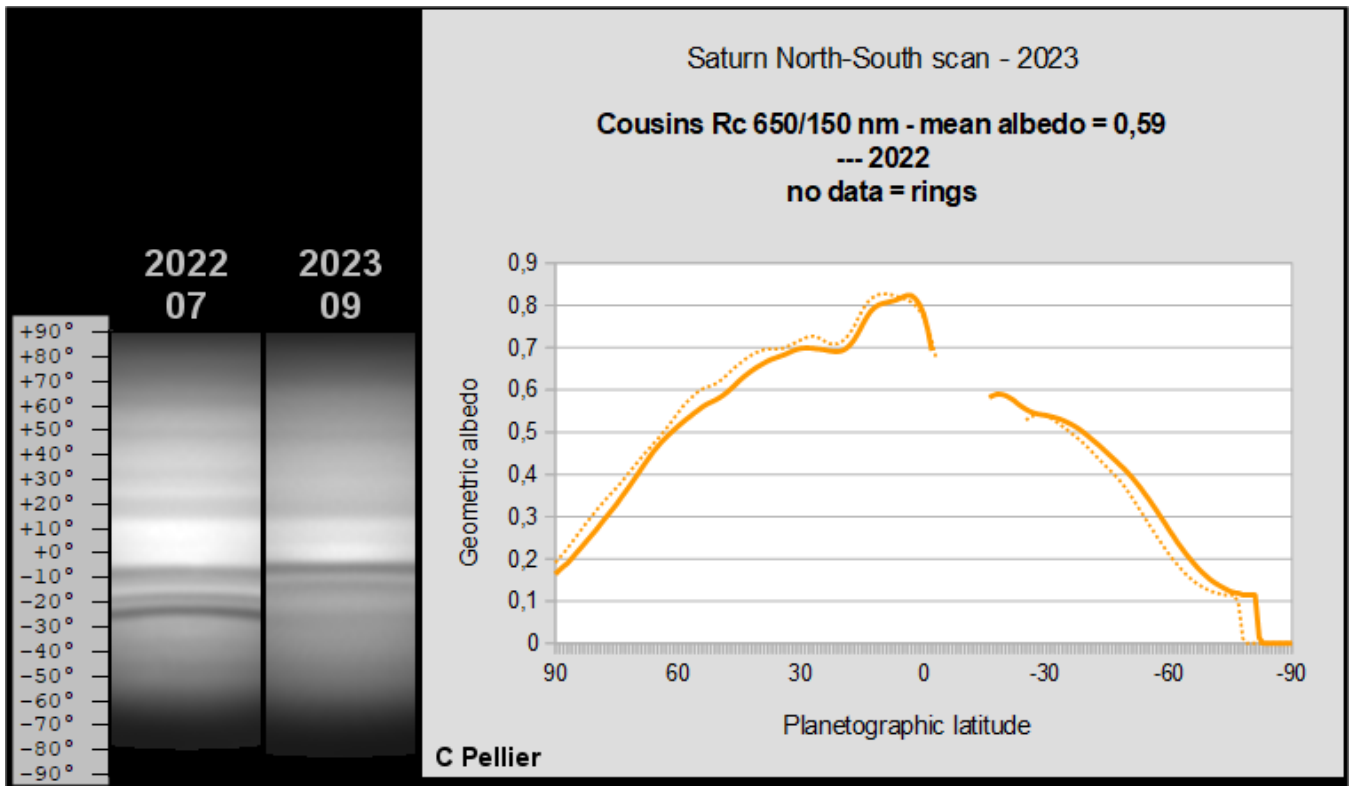
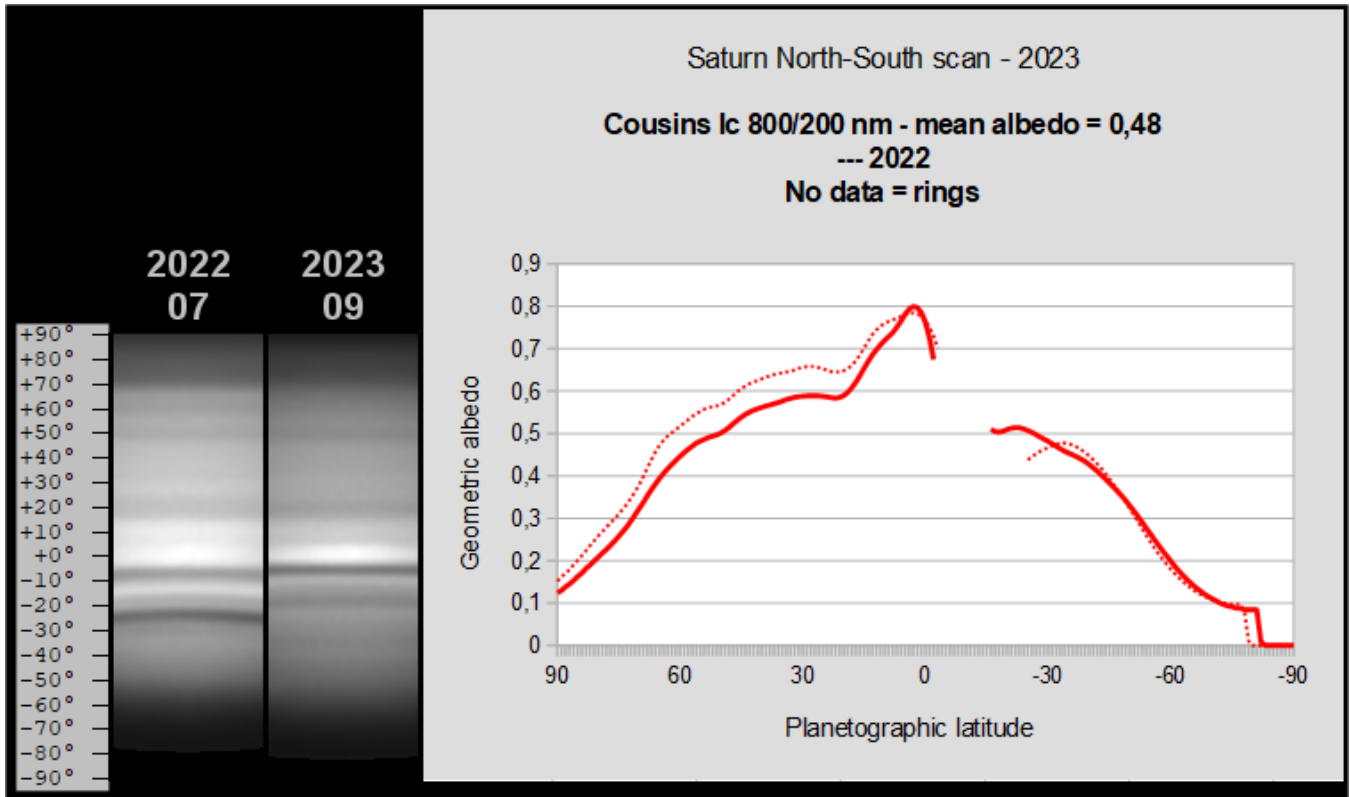
With the approach of the equinox, we expect to see the southern hemisphere brighten, and the northern one dim. This is indeed what can be seen in red light. However, in blue light, BOTH hemispheres have dimmed, which explains why it lost its noticeable blue tint of 2021-2022. On the other hand, the south hemisphere looks to have brightened noticeably in visible/green light, which explains why the overall southern tint turned to a pale green in 2023!

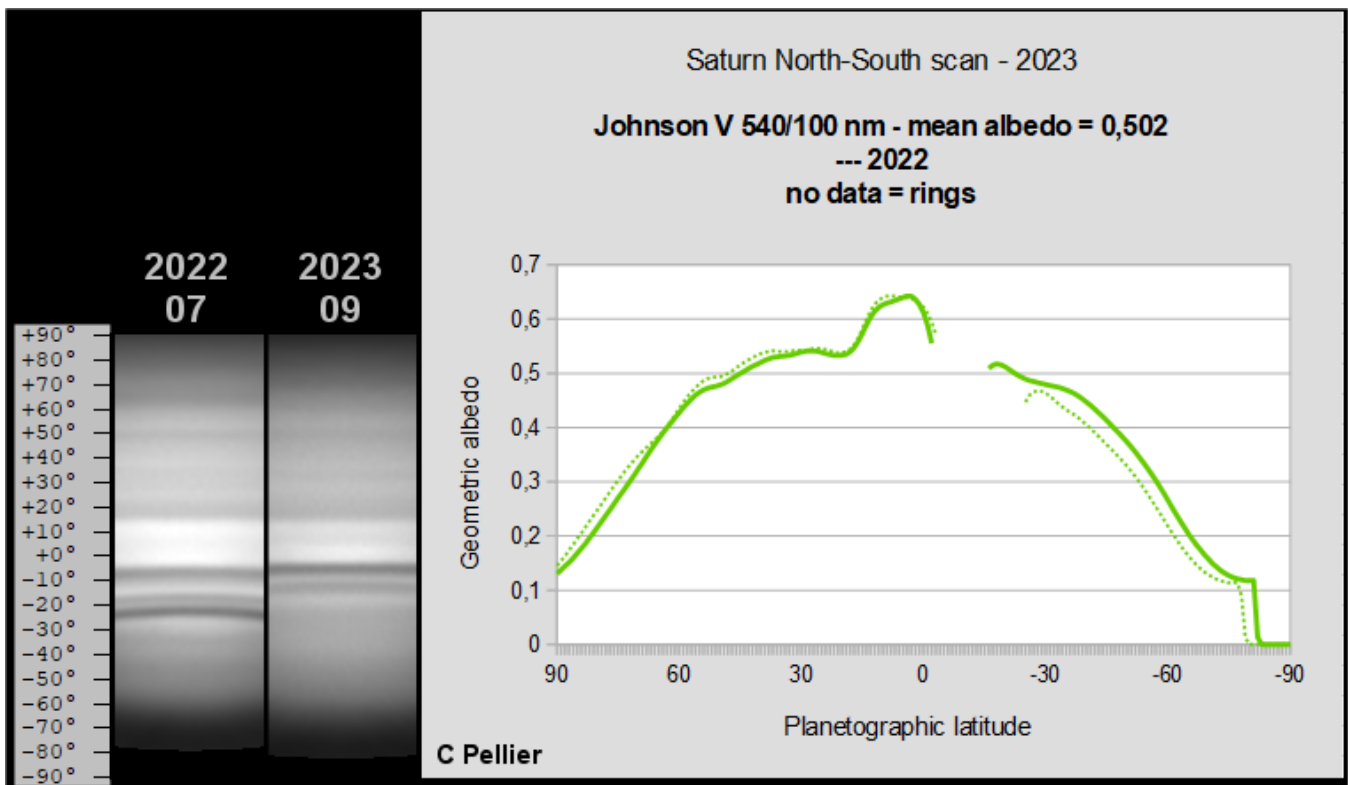
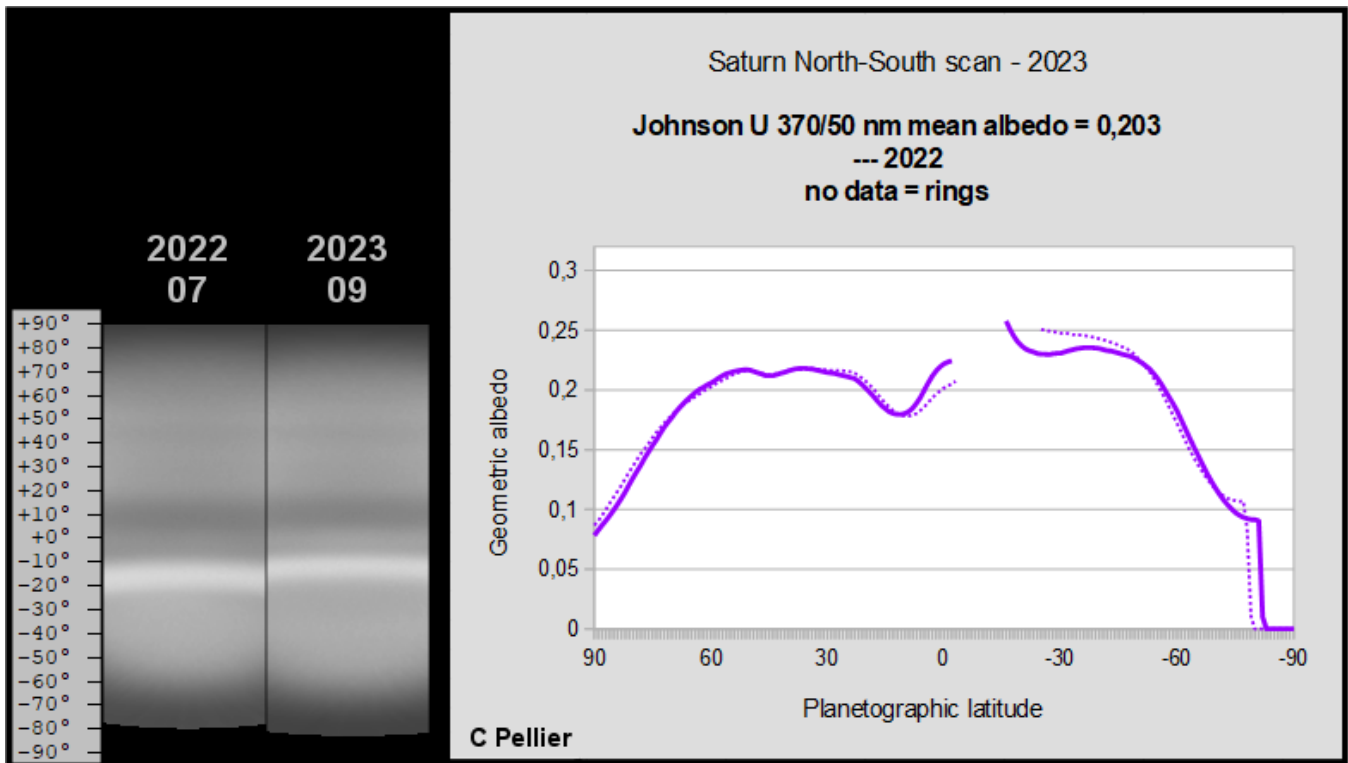
More surprising, however, are the results in infrared, that may show a noticeable dimming of the north hemisphere in the I band, and a dimming of the whole globe in CH4! This may be an incorrect result due to the fact that I did not undertake photometry in 2022. However, when I look at images I do feel that it is true.

Do we have additional data about this from HST or other sources?









May 22, 2024

## Indices and More UV Data

Here are more UV data and some indices, where dividing one band with another brings interesting stuff.

1) Since last year I'm using a shorter UV-pass filter than the Chroma Bessel U, the Asahi 340. Used with the T620 AstroQueyras without barlow at an altitude of 3000 meters, the filter successfully detected the increase of albedo of the planet before 350 nm. Actually, on that band, the southern hemisphere around 40°S is brighter than the rings! My photometry of that filter failed (the only one) so I have evaluated the expected value by looking at the Saturn spectrum inside the band pass of the filter. While in the U band the albedo is around 20%, though in the UV340 it raises to 0,22.

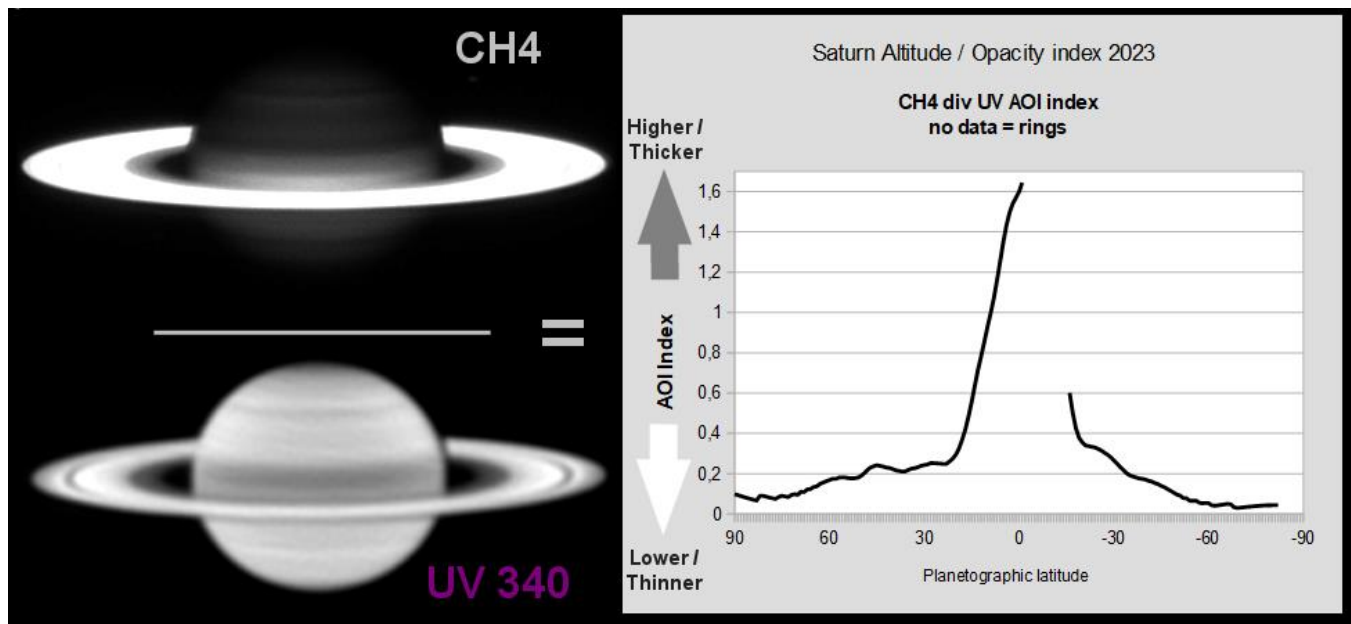
The Chroma U used at the AstroQueyras Observatory looks to produce more contrast between the EZ and the rest of the globe, maybe because at that good site, shorter wavelengths are caught, despite the filter and the camera being exactly the same.

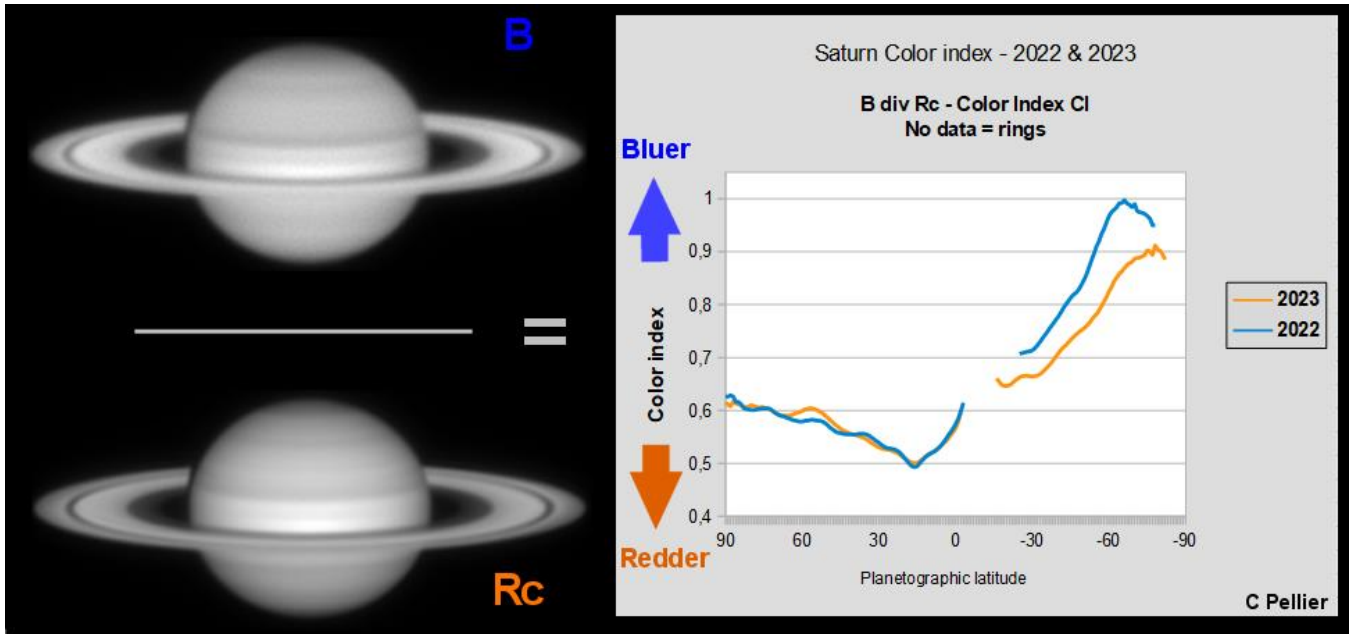
Then, in the scientific literature (Karkoschka, Sanchez-Lavega...) we find 2 indices:

2) Dividing blue by red produces a color index, where we measure how red or how blue are the Saturn latitudes. The index correctly shows that the southern winter hemisphere was noticeably bluer over the past years, and it also correctly shows that it has reddened in 2023 in comparison with 2022 (from blue to green).

*(Let's see how it turns in 2024, the winter hemisphere looks bluer to me than last year so far...)*

3) Dividing CH<sub>4</sub> by UV. This should be done with a UVB filter (in the literature we find data from the F275M HST filter), but of course it is impossible from the ground. As opposed to Jupiter, the aspect of Saturn in UVA is much closer to that of UVB, so I tried it anyway. This index measures how high/opaque are the clouds, and it's no surprise that the Equatorial Zone is occupied by noticeably higher and thicker clouds than elsewhere. Again, I don't know if it is acceptable on Saturn to measure this index through UVA ?







# Saturn North-South Scans - 2023 - UV filters

UV 340 : T620 AstroQueyras  
UV 360 1 : T620 AstroQueyras  
UV 360 2 : T305 Nantes  
no data = rings

